

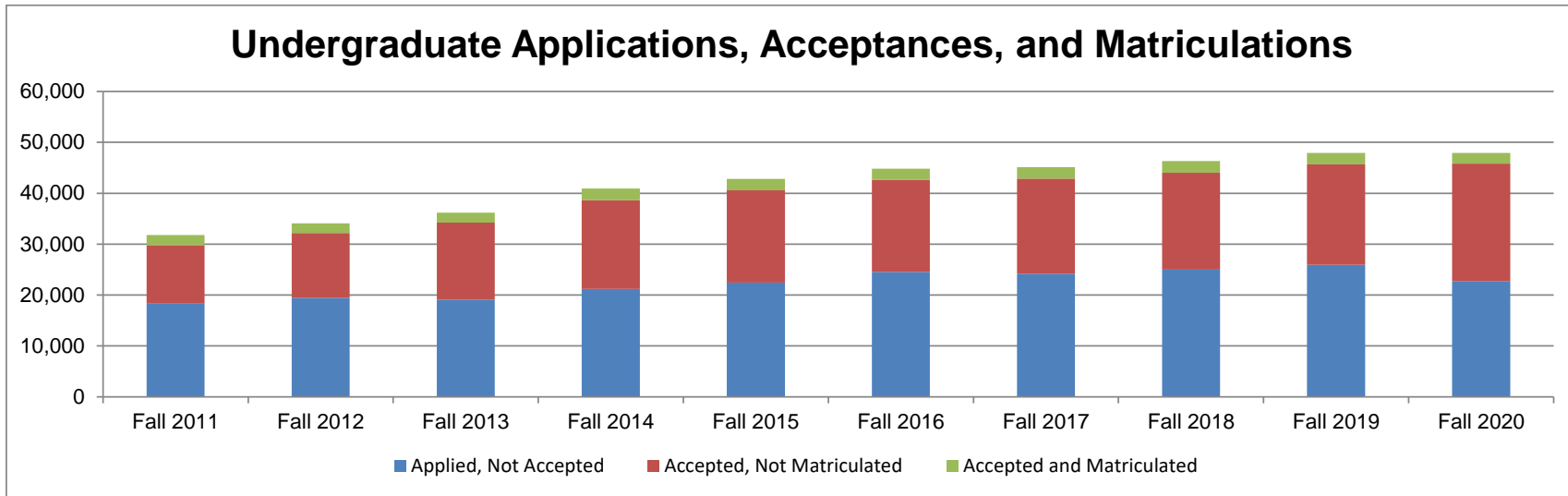
About Admission

Statistics in the Admission section of the Fact Book highlight the process of undergraduate admission from the application stage to the acceptance and matriculation stages. Tables displaying ten-year historical trends related to the admission funnel are provided, with a particular focus on Fordham's Acceptance Rate (the percentage of undergraduate applicants who were admitted) and Yield Rate (the percentage of undergraduate admits who enrolled).

FACT BOOK: Fall 2020 Edition
ADMISSION

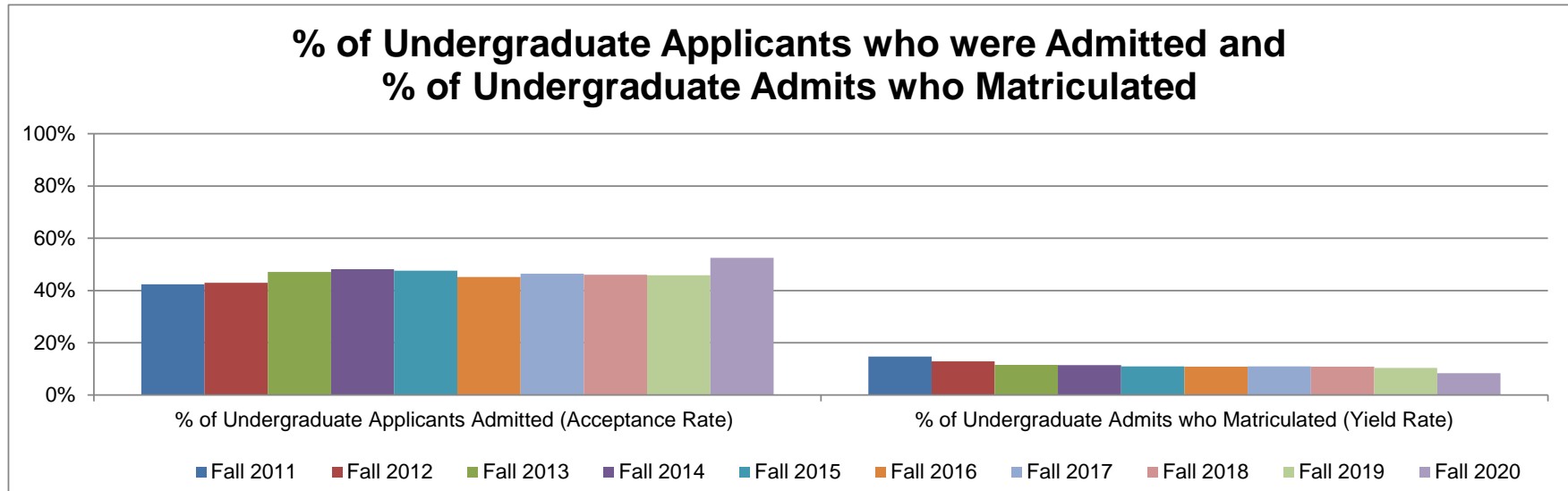
Table of Contents

<u>Page</u>	
3	Undergraduate Applications, Acceptances, and Matriculations
4	% of Undergraduate Applicants who were Admitted and % of Undergraduate Admits who Matriculated
Appendix	
5	Data Definitions



	Fall 2011	Fall 2012	Fall 2013	Fall 2014	Fall 2015	Fall 2016	Fall 2017	Fall 2018	Fall 2019	Fall 2020
Applied, Not Accepted	18,314	19,448	19,134	21,227	22,445	24,548	24,181	24,995	25,942	22,756
Accepted, Not Matriculated	11,492	12,739	15,088	17,427	18,155	18,069	18,683	19,014	19,718	23,094
Accepted and Matriculated	1,986	1,882	1,967	2,258	2,211	2,199	2,283	2,299	2,270	2,086
Total Applications	31,792	34,069	36,189	40,912	42,811	44,816	45,147	46,308	47,930	47,936

Sources. Student Information System and Office of Institutional Research, census as of September 24, 2020.



	Fall 2011	Fall 2012	Fall 2013	Fall 2014	Fall 2015	Fall 2016	Fall 2017	Fall 2018	Fall 2019	Fall 2020
% of Undergraduate Applicants Admitted (Acceptance Rate)	42.4%	42.9%	47.1%	48.1%	47.6%	45.2%	46.4%	46.0%	45.9%	52.5%
% of Undergraduate Admits who Matriculated (Yield Rate)	14.7%	12.9%	11.5%	11.5%	10.9%	10.8%	10.9%	10.8%	10.3%	8.3%

Sources. Student Information System and Office of Institutional Research, census as of September 24, 2020.

FACT BOOK DATA DEFINITIONS

FIRST-TIME FULL-TIME STUDENTS

First-time and *First-time Full-Time* students play a special role in institutional reporting. An undergraduate student is said to be a first-time student if the student is matriculating at Fordham and is not transferring from another institution. Students who earned college credits elsewhere but who were never matriculated at another institution are counted as first-time students as well. First time students who enroll full-time during their first semester are commonly referred to as first-time full-time students. Students retain their place in the first-time, full-time cohort of their incoming class even if they reduce their registration to part-time after the first semester. Students who begin their studies in spring or summer, begin as part-time students, or transfer to Fordham are not included, by convention. Admissions activity reporting considers only *first-time* students. Unless otherwise specified, retention and graduation rates consider only first-time full-time students.

Defining Body: U.S. Department of Education

Data Source: Enrollment data from the Student Information System

APPLICANTS

Admissions activity encompasses three milestones: Application, acceptance (or admittance), and matriculation. Only students who complete an application in full and provide required supporting documentation are counted as *applicants*.

Scope of Fact Book report: All first-time students applying for admission into undergraduate degree-granting programs are counted in admissions activity reporting. Students transferring into Fordham from another institution or returning after withdrawing are not included in these statistics.

Data Source: Fordham Enrollment Group

ACCEPTANCES (or ADMITS)

Admissions activity encompasses three milestones: Application, *acceptance* (or admittance), and matriculation. All students who are offered admission into an undergraduate degree-granting program, including non-traditional students, part-time students, HEOP students, and students initially wait-listed are counted as *acceptances*.

Scope of Fact Book report: All first-time students applying for admission into undergraduate degree-granting programs are counted in admissions activity reporting. Students transferring into Fordham from another institution or returning after withdrawing are not included in these statistics.

Data Source: Fordham Enrollment Group

ACCEPTANCE RATE

The percentage of first-time applicants who are accepted for admission into an undergraduate degree-granting program at the University.

Scope of Fact Book report: All first-time students applying for admission into undergraduate degree-granting programs are counted in admissions activity reporting. Students transferring into Fordham from another institution or returning after withdrawing are not included in these statistics.

Data Source: Fordham Enrollment Group

MATRICULANTS

Admissions activity encompasses three milestones: Application, acceptance (or admittance), and matriculation. Accepted students who enroll in degree-granting programs at Fordham by the date of the enrollment census are counted as *matriculants*. Note that matriculants form a subset of all students enrolled.

Scope of Fact Book report: Matriculated students are reported in degree program tables, major, minor and discipline tables, and degrees conferred tables.

Data Source: Fordham Enrollment Group

YIELD RATE

The percentage of admitted students, or acceptances, who subsequently matriculate in an undergraduate degree-granting program at the University.

Scope of Fact Book report: All first-time students applying for admission into undergraduate degree-granting programs are counted in admissions activity reporting. Students transferring into Fordham from another institution or returning after withdrawing are not included in these statistics.

Data Source: Fordham Enrollment Group

ENROLLED

A student's enrollment status is determined each term by the student's matriculation and registration decisions. Figure 1 illustrates the most common enrollment arrangements.

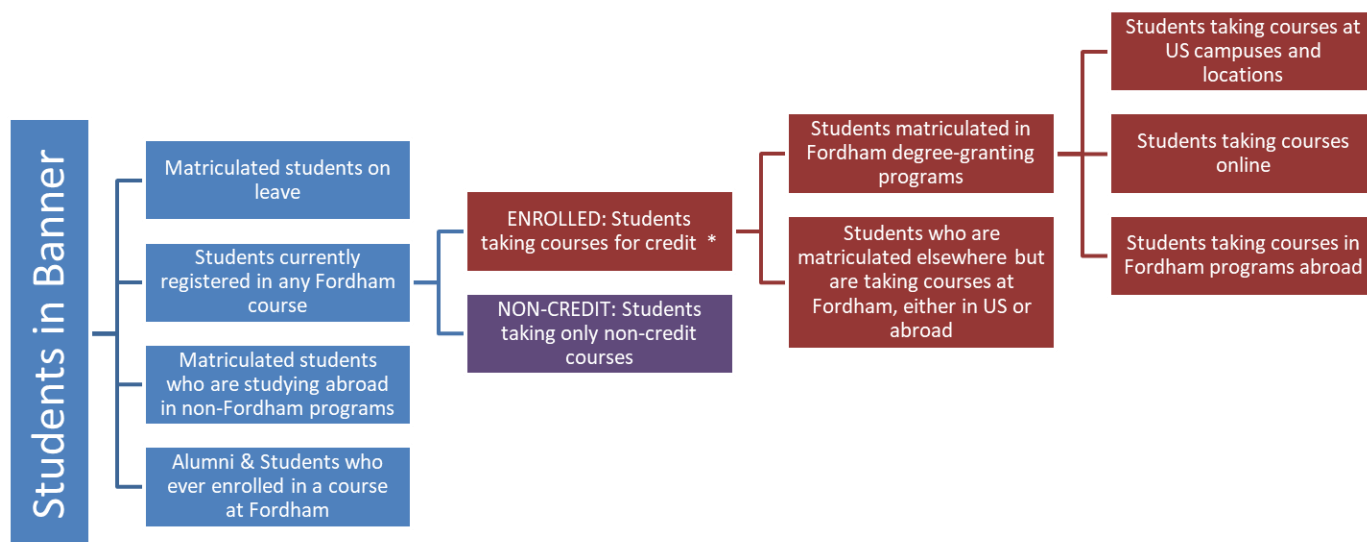


Figure 1. Hierarchy of Enrollment Classifications

For statistical reporting, a student's enrollment status is determined on the official enrollment census date. OIR's Fact Book tables reflect only those students described in the area on the right side of Figure 1. Enrollment status can change subsequent to the official census, resulting in differences between OIR's Fact Book statistics and reports generated at other times.

Fordham reports the numbers of enrolled students annually to the U.S. Department of Education in compliance with Integrated Post-Secondary Education Data System (IPEDS) standards and guidelines. A student who attempted credits toward a degree or program of study is considered to be enrolled according to IPEDS (Burgundy rectangles in Figure 1). Several exclusions apply: students enrolled exclusively in English as a Second Language (ESL) classes or continuing education (Purple rectangle in Figure 1), or study abroad programs not sponsored by the institution are not considered enrolled by IPEDS definitions.

Values / Response Options: Enrolled Credit-Bearing, Enrolled Non Credit-Bearing, Not enrolled

Defining Body: In part, Integrated Post-Secondary Education Data System (IPEDS)

Scope of Fact Book report: Fact Book tables, unless otherwise specified, reflect credit-bearing students enrolled at the time of census.

Data Source: Fordham Student Information System